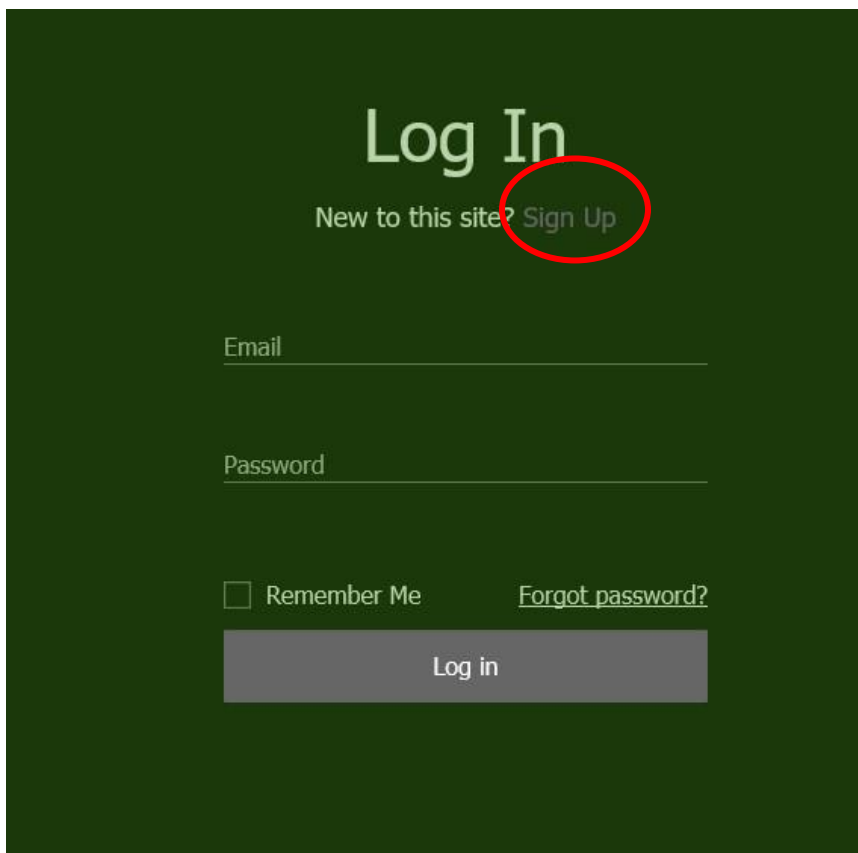


## How to Register onto the WWGA website.

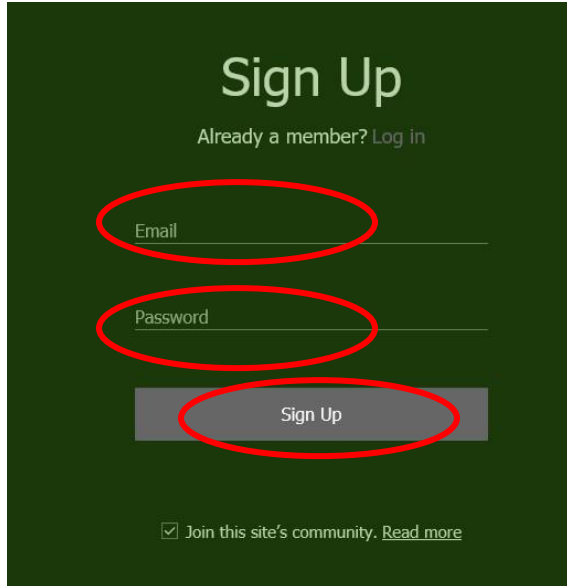
1. Go to WWGA website ([www.thewwga.org](http://www.thewwga.org)).
2. Click on **Log In/Register**.



3. **Log In** page will come up. Click **Sign Up** to register for the first time on the site.

A screenshot of the WWGA "Log In" page. The page has a dark green background. At the top, the text "Log In" is displayed in a large, light green font. Below it, the text "New to this site? Sign Up" is shown, with "Sign Up" circled in red. There are two input fields: "Email" and "Password", each with a light green underline. Below the "Email" field is a checkbox labeled "Remember Me" and a link labeled "Forgot password?". At the bottom, there is a grey button labeled "Log in".

4. **Sign Up** page will come up. Enter the email address and password you want to use to log into the site. Keep the **Join this site's community** checked.



5. Click **Sign Up** to enter the email and password. The Home page will appear.
6. Click on **down arrow**, upper right corner, select **My Account**.



7. **My Account** page will then appear. Each person that registers will be giving an account. Here you can control all your settings, including your personal information, and what you might want to receive email notification about such as updates to specific posts, comments on your posts, etc. Enter the following on your My Account page:

Fill in **First and Last names**.

Fill in **Phone Number**.

Click **Update Info**.

**My Account**

View and edit your personal info below.

Login Email:  
fortemd@comcast.net ⓘ

Your Community Page URL  
This is your own personalised URL that other members can see.  
<https://www.thewwga.org/profile/fortemd70557>

fortemd70557

First Name  
e.g., Kate

Last Name  
e.g., Sims

Contact Email ⓘ  
fortemd@comcast.net  
This is the email we'll use to contact you.

Phone  
e.g., +1 415 639-9034

Update Info

**Blog Comments**

**Blog Likes**

**My Account**

**Notifications**

**Settings**

fortemd

0 Followers

0 Following

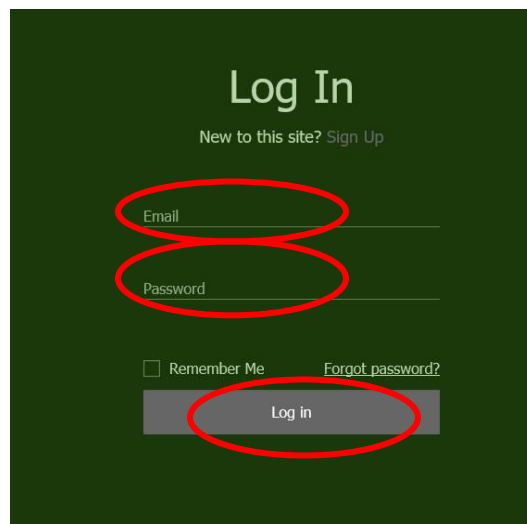
Edit

8. Click **EDIT** under picture placeholder.
9. Erase partial email and enter your First and Last names, or the name you want to show on any of your comments.
10. Click on the **camera icon** and add a picture to your profile.
11. Click **Save**.



**Now you are registered on the site.** If you'd like, you can change your Notification **Settings** here. You can also go to **All Announcements** and make comments and follow to get emails of any posts you'd like.

After this, the next time you log into the site, you just need to enter your email and password.



Now if you go pull down the HOME page menu and select Website Members, you can see everyone that has registered into the website community. If your name and picture is there, you're finished registering!

Home      Weekend T

**NEW USGA RULES**

**Who is WWGA?**

**All Announcements**

**Consolidated Calendar**

**Board Meeting Minutes**

**Social Events**

**More Golf Opportunities**

**Become a WWGA Member**

**Website Members**

*WWGA*  
*President*

**WOMEN**




Come on out to enjoy golf or just opportunities for outing with friends. Golf Association

**Weekend To**  
usually April th

Home      Weekend Tournaments      Tuesday Games      Mason Dixon District

**Website Members**

All members ▾      Sort by: Default ▾      Find a member... 15

 <b>Mary Forte</b> 0 Followers   4 Following <input type="button" value="My Profile"/>	 <b>Becky Almeter</b> 1 Followers   0 Following <input type="button" value="Following"/>	 <b>Ann Gephart</b> 0 Followers   0 Following <input type="button" value="Follow"/>
